

Lighted Lanterns



A Catholic Language Arts Program



Pre-Level

Welcome to Lighted Lanterns

A Catholic Language Arts Program

By definition, language arts are the subjects —reading, spelling, literature, and composition—that aim at developing the student's comprehension and capacity for use of written and oral language.

The Lighted Lanterns approach to language arts is based around the natural method of learning. With the natural method, the child learns to write from model examples by a process of copy, dictate, compare and repeat. Reading, spelling, and comprehension are developed along with the copywork, dictation and narrations.

Lighted Lanterns Pre-Level is a stepping stone to the process of copywork and dictation. With this Level, we assume the student has some familiarity with beginning reading and writing. It is not a course to learn to form letters, but a review and expansion of letters learned. Short writing assignments, poems, rhymes, riddles, jokes, short stories and lines for narrations round out the program and help prepare the student for Lighted Lanterns Level A.

How to use this program:

This book consists of 26 lessons, one for each letter of the alphabet, and extra writing practice pages in the back of the book.

Each lesson contains the following components:

Writing Practice. Space for practicing the lesson's letter is provided as well as a short sentence fragment for copywork practice. As always, tailor this to fit your student. If tracing and writing out is too much, pick one or the other. Tracing one day and writing it out another time may also be an option.

Fill in the Blanks: Write the lesson's letter to complete the words.

Writing Assignment: Safety tips, phonics principles, etc. are used for short writing assignments. An extra line is given in these assignments for the teacher to write out the words the student is to write. Some students may not need this help, but for many young writers, having the words they are to write positioned directly above the line they are to write on is beneficial.

Introduction

Alphabet Rhyme: A nursery rhyme based on each letter is used for a letter search activity. Encourage the reading and memorization of the rhymes.

Catholic Nursery Rhymes by Sister Mary Gertrude

Short Story: A short saint story for each letter is provided. You may want to use the stories for narrations.

Capital Practice: The capital version of the lesson's letter is given practice space.

Just for Fun: Short letter rhymes, jokes, tongue twisters, etc. for each letter.

Encourage the reading and memorization of these as they are excellent exercises for the oral portion of language arts.

Narration: Narration is an integral part of language arts. To narrate is simply to tell (as a story) in detail. It is an excellent gauge of how much your student knows about a subject. Most children aren't born with the gift of narrating genius, most need to develop the skill just as they do reading and writing. Your child typically narrates to you all the time, whenever they are telling you about anything they see or experience. Encourage this natural narration by asking pertinent questions to help the child form a coherent series of events.

Here, lines are provided for you to write down your student's narration. You can use the saint story provided, a different book or story the child is familiar with, or any event in the child's life.

Extra Activity: something fun — picture to color, drawing assignment, etc.— to finish off each lesson.

The **Extra Practice** section at the back of the book can be used in conjunction with the lessons or as needed.

Sample Schedule:

This book has 26 lessons which leaves you with many options for completing it. Below is a sample of what one week could possibly look like.

Day 1 - Read sentence fragment on the first page of the lesson.

Complete the Writing Practice section.

Day 2 - Fill in the Blanks

Read the Alphabet Rhyme

Day 3 - Complete the Writing Assignment

Read the Alphabet Rhyme again and do the letter search activity.

Day 4 - Read the Short Story

Complete the Capital Practice

Write down your student's Narration

Read the Just for Fun piece

Day 5 - Extra Activity

Re-read the Alphabet Rhyme and/or Just for Fun piece.

a is for angel



Writing Practice: Trace the letters then write them on the line below.

a a a a a a


Trace the words then write them on the line below.

a is for angel


Write your name.

Lesson 1

Fill in the blanks: write the letter **a** to complete the words.



M _ a r y



_ a n t



_ a n g e l s



_ a p p l e s



j _ a y



p r _ a y

Lesson 1

Practice writing your name on the lines below.

first name

middle name

last name

There are 3 capital A's and 11 small a's in the nursery rhyme below.
Draw a circle around each one you find.

A is for Angel,
St. Gabriel fair,
Who appeared as Our Lady
was kneeling in prayer,
And told her that Mother
of God she would be.
"Hail Mary!" he whispered;
"The Lord is with thee."



Story Time

St. Ambrose

St. Ambrose was born a long time ago in the country that we know of as France. When St. Ambrose was born though, it was known as Gaul. His father was a Roman prefect – that means that he was one of the men that helped rule Gaul for the Roman Empire.

When St. Ambrose was a baby, a swarm of bees came and landed on his face and left a little honey on his lips. His father thought this was a sign that his son would one day be a powerful speaker. And he was right! St. Ambrose grew up to become a bishop and a doctor of the Church and is considered to be one of the greatest preachers of the early Catholic Church.




Look close at his picture. Do you see the bees? Many pictures of St. Ambrose have bees or beehives in them because of the story of the bees when he was a baby.



God has given you an angel to be your faithful friend on this earth. Pray to your guardian angel each morning and night and when you need their help!

Capital Practice: Trace the letters then write them on the line below.





Why was the baby ant so confused?

Because all of his uncles
were ants!

Narration: Write it down!

www.casciabooks.com

Extra Activity


Angels are usually drawn with wings and a halo. Draw a picture of an angel with wings and a halo in the box below.



Trace the word and then write it on your own.

angel

b is for bible



Writing Practice: Trace the letters then write them on the line below.

b b b b b b

Trace the words then write them on the line below.

b is for bible


Write your name.

Lesson 2

Fill in the blanks: write the letter **b** to complete the words.



bird



baby



crib



look



basket



rabbit

Safety Tips

Make sure you have your address memorized.

Practice writing it on the lines below.

Address

City, State,
Zip Code

There are 2 capital B's and
2 small b's in this nursery
rhyme.

Draw a circle around each one
you find.



B is for Bethlehem,
dear little town!
As the birthplace of Jesus
it has great renown.
For there, when His Mother
was duly enrolled,
Our sweet little Saviour
was born in the cold.

Story Time

St. Barbara

A long time ago, there was a beautiful girl named Barbara. Her father was a pagan and raised her as a pagan as well. Pagans do not believe in one almighty God, they worship many false gods. Barbara's father jealously guarded his daughter's beauty and grace, and kept her locked away from the world in a tower.

Barbara was not treated badly though. She was treated like a princess. Her father had tutors come and teach her things like reading and math, and also about their pagan religion.

What her father did not know was that one of her tutors taught her about Jesus Christ. Barbara became a Christian. It was dangerous in those days to be a Christian. You could be put to death just for believing in the teachings of Jesus.

Barbara wanted her father to become a Christian, too. She knew she could get into trouble, but she told her father that she had become a Christian anyway.

Her father was furious. He took Barbara up away from the town onto a mountain, took out his sword and cut off her head. Immediately, the heavens opened and lightning bolts struck down the man who had killed his only daughter.

If you are ever in a thunderstorm, pray to St. Barbara to keep you safe!



Capital Practice: Trace the letters then write them on the line below.

B B B B B B B B

Just for Fun

A **tongue twister** is a sentence or phrase that is hard to speak fast.

Repeat this tongue twister several times as fast as you can:

A big bug bit the little beetle but the little beetle
bit the big bug back.



Narration: Write it down!

www.casciabooks.com

Extra Activity

We learn about Jesus in the **Bible**.
Color this picture of the Good Shepherd.



Trace the word and then write it on your own.

Bible